

# *High Flyin' Math Facts!*

Directions: (2 players)

1. Divide kites into 2 piles.
2. Lay kites down on table in front of you.
3. Take turns pulling out a “bow”. If the answer to the problem matches your kite, keep it. Lay it down on the string of the matching kite.

If it does not match, put back into pile.

Note: There are 3 bows that will match with each kite.

4. The first player to complete all of his kites, wins!
5. Finish by completing the corresponding worksheet. Follow the directions on the worksheet.
6. Have Fun!

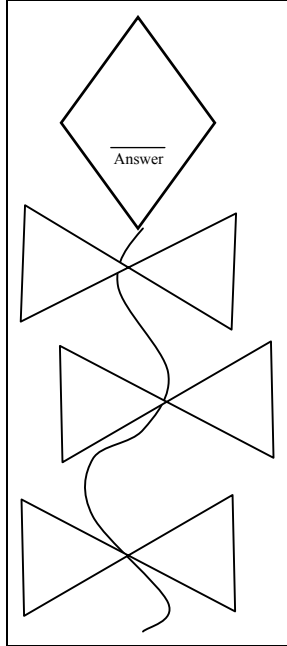
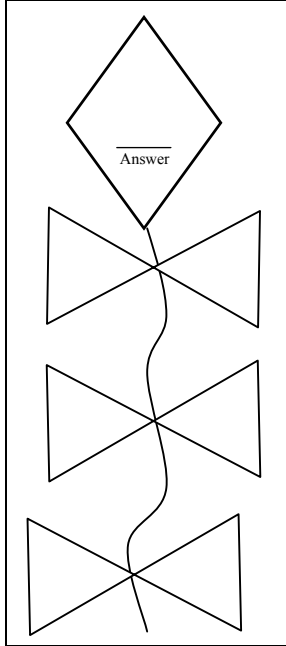
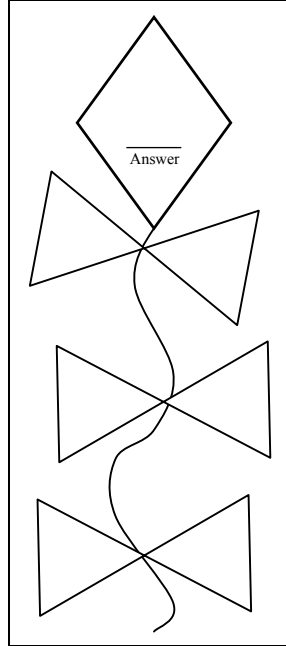
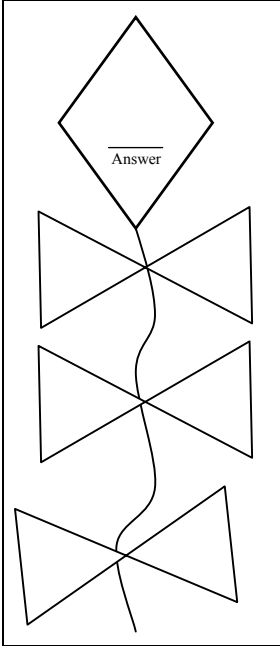
© I Love That Teaching Idea! LLP

# High Flyin' Math Facts!

Following your game, write the math problems on the bows as they appear in front of you.  
The problems should match up with the correct answer on the kite.

Name: \_\_\_\_\_

Partner's Name: \_\_\_\_\_



© I Love That Teaching Idea! LLP

© I Love That Teaching Idea! LLP

